



**STRONG PARTNERS.  
TOUGH TRUCKS.™**



# **FOUR-WHEEL ELECTRIC COUNTERBALANCED LIFT TRUCKS**

**E2.2-3.5XN**

**2 200-3 500 KG**



# E2.2XN, E2.5XN, E3.0XN, E3.2XN, E3.5XN

DISTINGUISHING MARKS	1.1	Manufacturer (abbreviation)	
	1.2	Manufacturer's type designation	
	1.3	Drive: electric (battery or mains), diesel, petrol, fuel gas	
	1.4	Operator type: hand, pedestrian, standing, seated, order-picker	
	1.5	Rated capacity/rated load	Q (t)
	1.6	Load centre distance	c (mm)
	1.8	Load distance, centre of drive axle to fork	x (mm)
	1.9	Wheelbase	y (mm)

WEIGHTS	2.1	Service weight <input type="checkbox"/>	kg
	2.2	Axle loading, laden front/rear <input type="checkbox"/>	kg
	2.3	Axle loading, unladen front/rear <input type="checkbox"/>	kg

TYRES / CHASSIS	3.1	Tyres: L = pneumatic, V = solid, SE = Pneumatic Shape Solid	
	3.2	Tyre size, front	
	3.3	Tyre size, rear	
	3.5	Wheels, number front/rear (x = driven wheels)	
	3.6	Tread, front *	b <sub>10</sub> (mm)
	3.7	Tread, rear	b <sub>11</sub> (mm)

DIMENSIONS	4.1	Tilt of mast / fork carriage forward / backward	α / β (°)
	4.2	Height, mast lowered	h <sub>1</sub> (mm)
	4.3	Free lift <input type="checkbox"/>	h <sub>2</sub> (mm)
	4.4	Lift <input type="checkbox"/>	h <sub>3</sub> (mm)
	4.5	Height, mast extended <input type="checkbox"/>	h <sub>4</sub> (mm)
	4.7	Height of overhead guard (cabin) <input type="checkbox"/>	h <sub>5</sub> (mm)
	4.7.1	Cab height (open cab)	(mm)
	4.8	Seat height relating to SIP/stand height <input type="checkbox"/>	h <sub>7</sub> (mm)
	4.12	Coupling height	h <sub>10</sub> (mm)
	4.19	Overall length	l <sub>1</sub> (mm)
	4.20	Length to face of forks	l <sub>2</sub> (mm)
	4.21	Overall width	b <sub>1</sub> /b <sub>2</sub> (mm)
	4.22	Fork dimensions ISO 2331	s/e/l (mm)
	4.23	Fork carriage ISO 2328, class/type A, B	
	4.24	Fork carriage width <input type="checkbox"/>	b <sub>3</sub> (mm)
	4.31	Ground clearance, laden, below mast	m <sub>1</sub> (mm)
	4.32	Ground clearance, centre of wheelbase	m <sub>2</sub> (mm)
	4.33	Load dimension b <sub>12</sub> × l <sub>8</sub> crossways	b <sub>12</sub> × l <sub>8</sub> (mm)
	4.34	Aisle width predetermined load dimensions	A <sub>21</sub> (mm)
	4.34.1	Aisle width for pallets 1000 × 1200 crossways <input type="checkbox"/>	A <sub>21</sub> (mm)
	4.34.2	Aisle width for pallets 800 × 1200 lengthways <input type="checkbox"/>	A <sub>21</sub> (mm)
4.35	Turning radius	W <sub>1</sub> (mm)	
4.36	Internal turning radius	b <sub>13</sub> (mm)	
4.41	90° intersecting aisle (With pallet W = 1200mm, L = 1000mm)	(mm)	
4.42	Step Height (from ground to running board)	(mm)	
4.43	Step Height	(mm)	

PERFORMANCE DATA	5.1	Travel speed, laden / unladen <input type="checkbox"/>	km/h
	5.2	Lift speed, laden / unladen	m/sec
	5.3	Lowering speed, laden / unladen	m/sec
	5.5	Drawbar pull, laden / unladen **	N
	5.6	Maximum drawbar pull laden / unladen ***	N
	5.7	Gradeability laden / unladen **** †	%
	5.8	Maximum gradeability laden / unladen †	%
	5.9	Acceleration time, laden / unladen <input type="checkbox"/>	sec
	5.10	Service brake	

ELECTRIC ENGINE	6.1	Drive motor rating S2 60 min	kW
	6.2	Lift motor rating at S3 15%	kW
	6.3	Battery according to DIN 43531/35/36 A, B, C, no	
	6.4	Battery voltage/nominal capacity K5	V/ah
	6.5	Battery weight (min / max)	kg
	6.6	Energy consumption according to VDI cycle <input type="checkbox"/>	kWh/h

ADDITIONAL DATA	8.1	Type of drive unit	
	10.1	Operating pressure for attachments	bar
	10.2	Oil volume for attachments <input type="checkbox"/>	l/min
	10.3	Hydraulic oil tank, capacity	l
	10.7	Sound pressure level at the driver's seat <input type="checkbox"/>	dB(A)
	10.8	Towing coupling, type DIN	

HYSTER		HYSTER	
E2.2XN SWB		E2.2XN MWB	
Electric (battery)		Electric (battery)	
Seated		Seated	
2.2		2.2	
500		500	
390		390	
4530		4650	

4530		4650	
5574	1150	5601	1234
1809	2715	2009	2632

V		V	
21 x 8 x 15		21 x 8 x 15	
16 x 6 x 10.5		16 x 6 x 10.5	
2X	2	2X	2
905	1039	905	1039
940		940	

5	5	5	5
2235		2235	
100		100	
3452		3452	
4049		4049	
2248		2248	
2286		2286	
280		280	
1217		1217	
3016		3040	
2016		2040	
1108	1242	1108	1242
100	40	1000	1000
2A		2A	
977		977	
85		85	
92		92	
1200 x 1000		1200 x 1000	
3329		3475	
3329		3475	
3525		3674	
1735		1884	
501		501	
1774		1824	
772		772	
475		475	

19.8	19.7	19.8	19.7
0.52	0.72	0.52	0.72
0.57	0.51	0.57	0.51
13460	14271	13460	14271
22100	16785	22100	16785
20	32	20	32
34	39	34	39
4.9	4.9	4.9	4.9
Hydraulic		Hydraulic	

23.6		23.6	
24.0		24.0	
No		No	
80	375	80	450
1050	1500	1320	1770
6.31		6.31	

AC Electronic		AC Electronic	
155		155	
20 - 40		20 - 40	
29.7		29.7	
67		67	
Pin		Pin	

Specification data is based on VDI 2198. \* Standard / Wide tread \*\* 60 minute rating \*\*\* 5 minute rating \*\*\*\* 30 minute rating

**EQUIPMENT AND WEIGHT:** Weights (line 2.1) are based on the following specifications: Complete truck with 3 492 mm (E2.2-2.5XN), 3 309 mm (E3.0-3.5XN) 2-stage limited free lift mast, 1 020 mm hook-type carriage with load backrest, 1 000 mm forks, overhead guard and standard cushion drive and steer tyres.

HYSTER		HYSTER		HYSTER		HYSTER		HYSTER		1.1
E2.5XN SWB		E2.5XN MWB		E3.0XN MWB		E3.2XN LWB		E3.5XN LWB		1.2
Electric (battery)		Electric (battery)		Electric (battery)		Electric (battery)		Electric (battery)		1.3
Seated		Seated		Seated		Seated		Seated		1.4
2.5		2.5		3.0		3.2		3.5		1.5
500		500		500		500		500		1.6
390		390		402		402		402		1.6
1230		1377		1377		1545		1545		1.9

DISTINGUISHING MARKS

4710		4650		5090		5180		5390		2.1
6041	1168	6098	1043	6963	1126	7271	1108	7722	1166	2.2
1762	2947	2009	2632	2031	3059	2233	2946	2212	3176	2.3

WEIGHTS

V		V		V		V		V		3.1
21 x 8 x 15		21 x 8 x 15		21 x 8 x 15		21 x 8 x 15		21 x 9 x 15		3.2
16 x 6 x 10.5		16 x 6 x 10.5		16 x 6 x 10.5		16 x 6 x 10.5		16 x 7 x 10.5		3.3
2X	2	2X	2	2X	2	2X	2	2X	2	3.5
905	1039	905	1039	905	1039	905	1039	929	1013	3.6
940		940		940		940		915		3.7

TIRES / CHASSIS

5	5	5	5	5	5	5	5	5	5	4.1	
2235		2235		2235		2235		2235		4.2	
100		100		100		100		100		4.3	
3452		3452		3259		3259		3259		4.4	
4049		4049		3954		3954		3954		4.5	
2248		2248		2248		2248		2248		4.7	
2286		2286		2286		2286		2286		4.7.1	
280		280		280		280		280		4.8	
1217		1217		1217		1217		1217		4.12	
3040		3143		3199		3343		3367		4.19	
2040		2143		2199		2343		2367		4.20	
1108	1242	1108	1242	1108	1242	1108	1242	1158	1242	4.21	
100	40	1000		125	50	1000		125	50	1000	4.22
2A		2A		3A		3A		3A		4.23	
977		977		977		977		977		4.24	
85		85		85		85		85		4.31	
92		92		92		92		92		4.32	
1200 x 1000		1200 x 1000		1200 x 1000		1200 x 1000		1200 x 1000		4.33	
3351		3475		3518		3676		3696		4.34	
3351		3475		3518		3676		3696		4.34.1	
3547		3674		3717		3876		3896		4.34.2	
1757		1884		1915		2074		2094		4.35	
501		561		561		630		630		4.36	
1781		1824		1853		1931		1941		4.41	
772		772		772		772		772		4.42	
475		475		475		475		475		4.43	

DIMENSIONS

19.9	19.7	19.9	19.7	19.4	19.7	19.0	19.7	19.1	19.7	5.1
0.52	0.72	0.49	0.72	0.42	0.63	0.40	0.63	0.37	0.63	5.2
0.57	0.51	0.57	0.51	0.56	0.46	0.57	0.46	0.58	0.46	5.3
13315	14271	13315	14271	12953	14150	12837	14129	12643	14078	5.5
21914	16785	21914	16785	21485	17272	21342	18165	21108	18651	5.6
19	32	19	32	16	29	16	28	14	27	5.7
33	39	33	39	28	36	26	37	25	37	5.8
4.9	4.9	4.9	4.9	4.9	4.9	4.9	4.9	4.9	4.9	5.9
Hydraulic		Hydraulic		Hydraulic		Hydraulic		Hydraulic		5.10

PERFORMANCE DATA

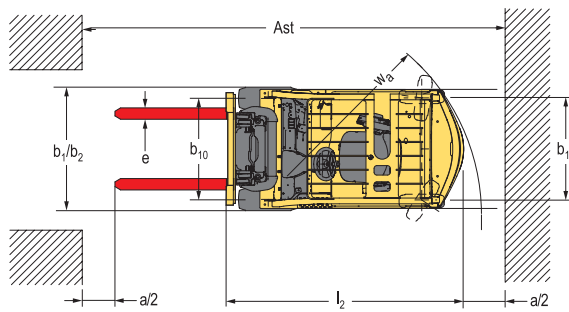
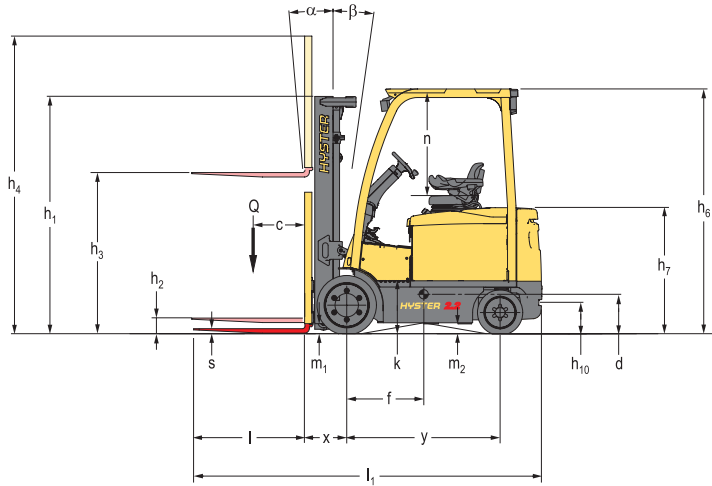
23.6		23.6		23.6		23.6		23.6		6.1
24.0		24.0		24.0		24.0		24.0		6.2
No		No		No		No		No		6.3
80	375	80	450	80	450	80	600	80	600	6.4
1050	1500	1320	1770	1320	1770	1550	2000	1550	2000	6.5
6.31		6.31		6.70		7.89		8.58		6.6

ELECTRIC ENGINE

AC Electronic		AC Electronic		AC Electronic		AC Electronic		AC Electronic		8.1
155		155		155		155		155		10.1
20-40		20-40		20-40		20-40		20-40		10.2
29.7		29.7		29.7		29.7		29.7		10.3
67		67		67		67		67		10.7
Pin		Pin		Pin		Pin		Pin		10.8

ADDITIONAL DATA

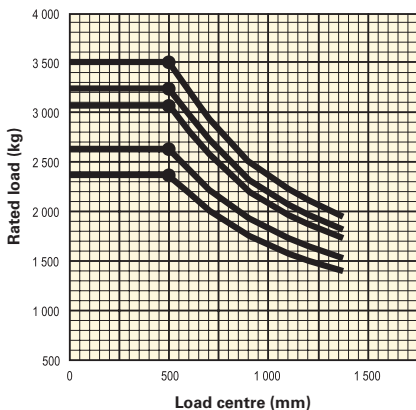
# TRUCK DIMENSIONS



$A_{st} = W_a + x + l_6 + a$  (see lines 4.34.1 & 4.34.2)  
 $a$  = Minimum operating clearance  
 (VDI standard = 200 mm BITA recommendation = 300 mm)  
 $l_6$  = Load length

Dimensions (mm)	E2.2XN SWB	E2.2XN MWB	E2.5XN SWB	E2.5XN MWB	E3.0XN SWB	E3.2XN LWB	E3.5XN LWB
d	613	618	615	618	616	618	617
f	728	773	764	774	825	869	905
k	458	458	458	458	458	458	458
n	993	993	993	993	993	993	993

# RATED CAPACITIES



**E3.5XN**  
**E3.2XN**  
**E3.0XN**  
**E2.5XN**  
**E2.2XN**

**Load centre:** Distance from front forks to centre of gravity of load.  
**Rated load:** Based on vertical 3-stage full free lift mast up to 4 310 mm for E2.2-2.5XN and 4 120 mm for E3.0-3.5XN and 977 mm Standard Carriage with Load Backrest.

### NOTE:

Specifications are affected by the condition of the vehicle and how it is equipped, as well as the nature and condition of the operating area. If these specifications are critical, the proposed application should be discussed with your dealer.

- Max battery
- † Bottom of forks
- Without load backrest
- + h6 subject to +/- 5 mm tolerance
- Full Suspension specified. Compressed condition, add 40 mm for nominal position
- Add 43 mm with load backrest
- ▽ With 'HiP' high performance settings
- △ eLo performance setting
- ☒ Maximum flow set through dash display.
- ◆ Stacking aisle width (lines 4.34.1 & 4.34.2) is based on the VDI standard calculation as shown on illustration. The British Industrial Truck Association recommends the addition of 100 mm to the total clearance (dimension a) for extra operating margin at the rear of the truck.
- † Gradeability figures (lines 5.7 & 5.8) are provided for comparison of tractive performance, but are not intended to endorse the operation of the vehicle on the stated inclines. Follow instructions in the operating manual regarding operation on inclines.
- With sideshift carriage add 38mm for E2.2XNSWB, 37mm for E2.2XN MWB-E2.5XN MWB, 31mm for E3.0XN-E3.2XN, 30mm for E3.5XN

### MAST TABLES KEY:

- ★ Add 666mm with load backrest extension.
- Deduct 666mm with load backrest extension.
- ❖ Add 684mm with load backrest extension.
- ▲ Deduct 684mm with load backrest extension.
- \* Add 583mm with load backrest extension.
- ✕ Deduct 583mm with load backrest extension.
- \* Add 601mm with load backrest extension.
- ▶ Deduct 601mm with load backrest extension.
- Wide tread required. Standard tread possible but with reduced capacity. Contact your Hyster dealer.

### NOTICE

Care must be exercised when handling elevated loads. When the carriage and/or load is elevated, truck stability is reduced. It is important that mast tilt in either direction be kept to a minimum when loads are elevated

Operators must be trained and adhere to the instructions contained in the Operating Manual.

Hyster products are subject to change without notice. Lift trucks illustrated may feature optional equipment.

### CE Safety:

This truck conforms to the current EU requirements.



# MAST AND CAPACITY INFORMATION

Values shown are for standard equipment. When using non-standard equipment these values may change. Please contact your Hyster dealer for information

## VISTA MASTS E2.2-2.5XN

	Maximum Fork Height h <sub>3</sub> (mm) + s	Back Tilt	Overall Lowered Height (mm)	Overall Extended Height (mm)	Free lift (top of forks) h <sub>2</sub> (mm)
Vista 2-Stage limited free lift	3 492	5	2 235	4 049 ★	140
	4 132	5	2 635	4 689 ★	140
	4 832	5	2 985	5 389 ★	140
Vista 2-Stage full free lift	3 502	5	2 235	4 059 ★	1 678 ○
Vista 3-Stage full free lift	5 100	5	2 235	5 639 ❖	1 696 ▲
	5 550	5	2 385	6 089 ❖	1 845 ▲
	6 000	5	2 585	6 539 ❖	2 046 ▲

## VISTA MASTS E3.0-3.5XN

	Maximum Fork Height h <sub>3</sub> (mm) + s	Back Tilt	Overall Lowered Height (mm)	Overall Extended Height (mm)	Free lift (top of forks) h <sub>2</sub> (mm) □
Vista 2-Stage limited free lift	3 309	5	2 235	3 954 *	150
	3 709	5	2 535	4 354 *	150
	4 209	5	2 785	4 854 *	150
Vista 2-Stage full free lift	3 502	5	2 235	3 955 *	1 590 ✕
Vista 3-Stage full free lift	4 768	5	2 235	5 395 *	1 608 ▶
	5 218	5	2 385	5 218 *	1 758 ▶
	5 968	5	2 735	5 968 *	2 108 ▶

### E2.2-3.5XN - capacity chart in kg @ 500 mm load centres

	Maximum fork height (mm) + s	Cushion Tyres														
		Without sideshift				With integral sideshift				Maximum fork height (mm) + s	Without sideshift			With integral sideshift		
		E2.2XN (700)	E2.2XN (847)	E2.5XN (700)	E2.5XN (847)	E2.2XN (700)	E2.2XN (847)	E2.5XN (700)	E2.5XN (847)		E3.0XN (847)	E3.2XN (1 015)	E3.5XN (1 015)	E3.0XN (847)	E3.2XN (1 015)	E3.5XN (1 015)
Vista 2-Stage limited free lift	3 492	2 200	2 200	2 500	2 500	2 160	2 160	2 450	2 450	3 309	3 000	3 200	3 500	2 930	3 120	3 410
	4 132	2 200	2 200	2 500	2 500	2 150	2 160	2 450	2 450	3 709	3 000	3 200	3 500	2 920	3 110	3 400
	4 832	2 120	2 130	2 420	2 420	2 070	2 070	2 350	2 350	4 209	3 000	3 200	3 500	2 190	3 100	3 390
Vista 2-Stage full free lift	3 502	2 200	2 200	2 500	2 500	2 160	2 160	2 450	2 450	3 310	3 000	3 200	3 500	2 930	3 120	3 410
Vista 3-Stage full free lift	5 100	2 080	2 080	2 370	2 370	2 020	2 030	2 300	2 300	4 768	2 890	3 090	3 390	2 800	2 990	3 280
	5 550	2 000	2 010	2 290	2 280	1 940	1 950	2 220	2 210	5 218	2 810	3 000	3 290	2 710	2 900	3 180
	6 000	1 920	1 930	2 200 □	2 190	1 850	1 860	2 120 □	2 110	5 968	2 650 □	2 840 □	3 120 □	2 540 □	2 720 □	3 000 □

### E2.2-3.5XN - capacity chart in kg @ 600 mm load centres

	Maximum fork height (mm) + s	Cushion Tyres														
		Without sideshift				With integral sideshift				Maximum fork height (mm) + s	Without sideshift			With integral sideshift		
		E2.2XN (700)	E2.2XN (847)	E2.5XN (700)	E2.5XN (847)	E2.2XN (700)	E2.2XN (847)	E2.5XN (700)	E2.5XN (847)		E3.0XN (847)	E3.2XN (1 015)	E3.5XN (1 015)	E3.0XN (847)	E3.2XN (1 015)	E3.5XN (1 015)
Vista 2-Stage limited free lift	3 492	2 030	2 030	2 300	2 300	1 950	1 950	2 210	2 210	3 309	2 760	2 940	3 210	2 640	2 810	3 070
	4 132	2 020	2 020	2 290	2 290	1 940	1 940	2 200	2 200	3 709	2 760	2 940	3 210	2 640	2 810	3 070
	4 832	1 940	1 950	2 210	2 210	1 860	1 870	2 120	2 120	4 209	2 750	2 930	3 200	2 630	2 800	3 060
Vista 2-Stage full free lift	3 502	2 030	2 030	2 300	2 300	1 950	1 950	2 210	2 210	3 310	2 760	2 940	3 210	2 640	2 810	3 070
Vista 3-Stage full free lift	5 100	1 900	1 900	2 160	2 160	1 820	1 830	2 080	2 070	4 768	2 650	2 820	3 090	2 530	2 700	2 960
	5 550	1 820	1 830	2 080	2 080	1 750	1 750	2 000	1 990	5 218	2 560	2 740	3 000	2 450	2 620	2 870
	6 000	1 740	1 750	1 900 □	1 980	1 670	1 680	1 910 □	1 900	5 968	2 400 □	2 570 □	2 830 □	2 300 □	2 460 □	2 710 □

**NOTE:** To calculate truck capacities with alternative truck specifications to the ones shown in the above tables, please consult your Hyster dealer. The rated capacities shown are for masts in a vertical position on trucks equipped with standard or sideshift carriage and nominal length forks. Masts above the maximum fork heights shown in the mast table are classified as high lift and, depending on the tyre/tread configuration may require reduced capacity, restricted back tilt or wide tread.

## PRODUCT FEATURES

### DEPENDABILITY

- Redesigned mast incorporates new chain placement and hose routings that maximise fork visibility for the driver and reliable, high performance lifting.
- New robust mast design provides excellent visibility and reliable, high performance lifting.
- Strong chassis construction and reliable, long-lasting components deliver excellent durability and stability, increasing driver confidence and enhancing productivity.
- AC motor technology on traction and hoist, with built in thermal management system, allows the truck to work reliably over long runs and in demanding work cycles, reducing downtime significantly.
- The electrical system features a CANbus communications network and Hall Effect sensors for increased reliability.
- IP54 enclosed traction motors and IP65 protection of controls prevents ingress of water and dust particles, reducing the probability of truck downtime.

### PRODUCTIVITY

- AC traction motor delivers smooth acceleration, fast travel and rapid direction changes with excellent torque performance. This is combined with regenerative braking to deliver efficient load handling in the toughest of applications.
- Compact dimensions deliver tight turning circles and class leading manoeuvrability when working in aisles or congested loading/unloading bays.
- Powerful 80 V battery, offering extended battery shift life and optional side battery removal, delivers superb traction and hoist performance, for fast, efficient, uninterrupted load handling and simple fast recharging keeps trucks on the move.
- Advanced design drive axle - with self-adjusting power-assisted drum brakes - and new steer axle, - featuring HSM™ (Hyster Stability Mechanism) - give the driver confidence, which increases his productivity.

### ERGONOMICS

- The ergonomically designed operator compartment provides a comfortable and highly productive environment for the operator, offering generous foot space and easy on/off access.
- Low noise and whole body vibration combined with a full suspension seat with 80 mm suspension travel and a range of adjustments - ensures the operator remains comfortable over long shifts.
- The fully adjustable tilt steering column - with telescopic and memory tilt options - allows the operator to get on and off the truck quickly and easily throughout the shift, ensuring maximum comfort and increased productivity.
- The TouchPoint™ mini-lever module armrest with built in hydraulic controls, integrated directional control, emergency off switch and horn, offers the ultimate in comfort and control. Alternatively, seat-side manual levers also deliver easy load handling.
- A 'heads-up' display keeps the driver's field of vision clear but provides him with 'at a glance' information on truck operating conditions or performance settings.
- A rear grab handle with integrated horn for frequent reverse travel and an automatic park brake also contribute to ease of operation and excellent driver comfort.

## **LOW COST OF OWNERSHIP**

- A wide choice of truck capacity, battery size and wheelbase options offers customers the best combination of battery shift life, performance and manoeuvrability to match their application needs.
- Customisable performance settings allow energy efficiency to be ideally balanced with productivity, delivering high throughput at lower operating cost.
- Extended shift life reduces the need for battery recharging, saving time and money and increasing uptime.
- The Vehicle System Manager (VSM) allows adjustment of truck performance parameters and monitors key functions, leading to application matched performance and minimum downtime.
- Fast delivery of diagnostic information enables precise troubleshooting, optional service remainder, easy maintenance planning and leads to lower operating costs.

## **SERVICEABILITY**

- Standard 1 000 hour service interval.
- Service access is fast and unrestricted, with an easily removable two-piece floor plate providing access to brake fluid, hydraulic filter and valves, VSM, tilt cylinders and automatic park brake release.
- Battery is easily accessible thanks to the well designed hood, which opens to a wide angle with minimum effort.
- Access to diagnostic information via dash display with or plug-in port and laptop. This functionality saves technician time when setting up multiple items.
- LED master, indicator, brake and back-up lights are designed to last the lifetime of the truck. Combined with the approved LED work lights truck is bulb less.

# STRONG PARTNERS. TOUGH TRUCKS.™

## FOR DEMANDING OPERATIONS, EVERYWHERE.

Hyster supplies a complete range of warehouse equipment, IC and electric counterbalanced trucks, container handlers and reach stackers. Hyster is committed to being much more than a lift truck supplier.

Our aim is to offer a complete partnership capable of responding to the full spectrum of material handling issues: Whether you need professional consultancy on your fleet management, fully qualified service support, or reliable parts supply, you can depend on Hyster.

Our network of highly trained dealers provides expert, responsive local support. They can offer cost-effective finance packages and introduce effectively managed maintenance programmes to ensure that you get the best possible value. Our business is dealing with your material handling needs so you can focus on the success of your business today and in the future.



### HYSTER EUROPE

Centennial House, Frimley Business Park, Frimley, Surrey, GU16 7SG, England.

Tel: +44 (0) 1276 538500



[www.hyster.eu](http://www.hyster.eu)



[infoeurope@hyster.com](mailto:infoeurope@hyster.com)



[/HysterEurope](https://www.facebook.com/HysterEurope)




[@HysterEurope](https://twitter.com/HysterEurope)




[/HysterEurope](https://www.youtube.com/HysterEurope)



HYSTER-YALE UK LIMITED trading as Hyster Europe. Registered Address: Centennial House, Building 4.5, Frimley Business Park, Frimley, Surrey, GU16 7SG, United Kingdom. Registered in England and Wales. Company Registration Number: 02636775.

HYSTER,  and FORTENS are registered trademarks in the European Union and certain other jurisdictions.

MONOTROL® is a registered trademark, and DURAMATCH and  are trademarks in the United States and in certain other jurisdictions.

Hyster products are subject to change without notice. Lift trucks illustrated may feature optional equipment.