



**STRONG PARTNERS.  
TOUGH TRUCKS.™**



# J10-18XD SERIES TECHNICAL GUIDE



[WWW.HYSTER.COM](http://WWW.HYSTER.COM)

## > CLEAN POWER THAT MEANS BUSINESS



**Hyster is proud to offer a line of electric high-capacity lift trucks within our extensive big truck range. Think you can't get ICE-performance from an electric truck? Think again.**

Our clean-power lift trucks are designed to maintain the performance and efficiency you've come to expect from Hyster. You get exceptional traction power and acceleration, while benefiting from a quiet cabin with outstanding visibility and ergonomic, productivity-enhancing features. The high-powered lithium-ion battery helps eliminate emissions, reduce fuel consumption and saves you maintenance time and costs.

## > LITHIUM-ION POWER THAT DELIVERS ON PERFORMANCE


The Hyster® J10-18XD lift trucks are powered by 350-volt lithium-ion battery packs. Hyster chose to integrate lithium-ion power, because compared to 120-volt lead acid batteries, the 350-volt lithium-ion battery is simply more energy efficient. Lithium-ion batteries produce higher performance throughout the charge cycle and have a longer life cycle, helping to reduce your total cost of ownership. Zero maintenance and fast charging times contribute to big savings and more uptime.


## WHY LITHIUM-ION AND 350V?

**ZERO MAINTENANCE:  
NO MORE...**



- WATERING
- ACID
- SPILLS
- FUMES
- CLEANING
- EQUALISING

 11 MINUTES  
OF CHARGING  
= 1 HOUR  
OF WORKING




MORE   
**ENERGY  
EFFICIENT**



**Every application requires a unique amount of daily energy. Whether the truck is used for periodic operation or continuous operation, Hyster can provide a charging strategy to meet your needs.**

The integrated lithium-ion battery system provides a customized solution through its modular battery pack. Therefore, the truck can be equipped with up to 4 battery packs to store the necessary power required to manage your operational needs without having to stop and re-charge batteries. When required, opportunity charging can be performed quickly, making shift changes and breaks productive.

Your Hyster® dealer can work with you to determine your requirements and configure your battery system to suit your operation. Below are a few examples of how this configuration could occur.

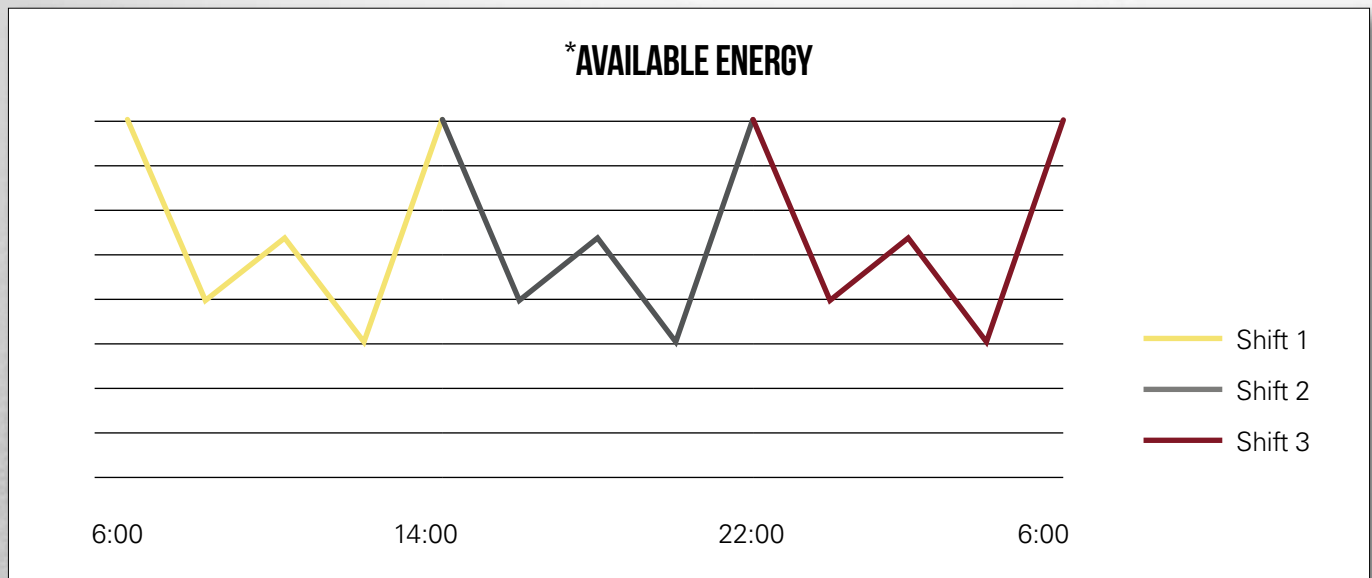
UNLOADING A TRAIN	MOVING LOADS TO FEED A PROCESS	HEAVY LOADING CONTINUOUSLY
<p>A train arrives daily once a day with a load of steel bars up to 15t for further processing. It requires the truck to work intensely for 2.5 hours.</p> <ul style="list-style-type: none"> <li>■ Up to 15t of load</li> <li>■ Fuel consumption 6 litre per hour</li> <li>■ Operational for 2.5 hours per day</li> </ul>	<p>A factory is loading concrete molds up to 16t from one room to another.</p> <ul style="list-style-type: none"> <li>■ Up to 16t of load</li> <li>■ Fuel consumption 6 litre per hour</li> <li>■ Operational for 6 – 8 hours per day</li> </ul>	<p>A manufacturer and distributor of wood-based panels up to 14t uses the trucks to transport goods around the factories throughout the day, continuously.</p> <ul style="list-style-type: none"> <li>■ Up to 14t of load</li> <li>■ Fuel consumption 8 litre per hour</li> <li>■ Operational for 10 –15 hours/day</li> </ul>
 <ul style="list-style-type: none"> <li>■ 1 out of 3 battery packs needed</li> <li>■ Small charger needed</li> </ul>	 <ul style="list-style-type: none"> <li>■ 2 out of 4 battery packs needed</li> <li>■ Opportunity charging during breaks</li> </ul>	 <ul style="list-style-type: none"> <li>■ 2 out of 3 battery packs needed</li> <li>■ Opportunity charging during breaks and shift change</li> </ul>

## > BATTERY CHARGER SPECIFICATIONS

Your battery charger size will also depend on your application usage. A small charger should be used for long charging times, when your truck is used intermittently and can sit for long periods of time to be charged. A large charger should be used for opportunity charging, when your truck can't experience much downtime because it is being used continuously. Chargers must be connected to an electrical grid such as the general electric grid or electricity that is produced through renewable energy sources.

INPUT VOLTAGE	CHARGE RATE (KW)	RATING (A)	ENCLOSURE SIZE			ENCLOSURE WEIGHT	CHARGER PLUG CABLE LENGTH	OPERATING RANGE	MANUFACTURER	P'WALL
			HEIGHT	WIDTH	THICKNESS					
			MM	MM	MM					
400V, 3 Phase, 50Hz	10	16/16	1654	1006.5	503	435	7.62	-20° to 50°	Bassi	
	36	63/56								
	50	125/78								
	80	125/125	1654	1822	503	975				
	90	250/141								

Wall power cable not included.  
Enclosure Rating IP54.  
Equipped with emergency stop and anti-arc.



The graph represents the battery state of charge in a 3-shift operation. Based on your application data this graph can be created upon request.

### NOTES:

Specifications are affected by the condition of the vehicle and how it is equipped, as well as the nature and condition of the operating area. Inform your dealer of the nature and condition of the intended operating area when purchasing your Hyster® truck.

- (1) Rated power
- (2) Peak power

All capacities are according to EN1459.

All specifications and capacities are valid for trucks equipped with a Hyster® container handling spreader for handling ISO container.

### NOTICE:

Care must be exercised when handling elevated loads. Operators must be trained and must read, understand and follow the instructions contained in the Operating Manual.

All values are nominal values and they are subject to tolerances. For further information, please contact the manufacturer.

Hyster products are subject to change without notice.

Lift trucks illustrated may feature optional equipment. Values may vary with alternative configurations.

**CERTIFICATION:** Hyster lift trucks meet the design and construction requirements of B56.1-1969, per OSHA Section 1910.178(a)(2), and also comply with the B56.1 revision in effect at time of manufacture. Certification of compliance with the applicable ANSI standards appears on the lift truck. Performance specifications are for a truck equipped as described under Standard Equipment on this Technical Guide. Performance specifications are affected by the condition of the vehicle and how it is equipped, as well as by the nature, condition of the operating area, proper service and maintenance of the vehicle. If these specifications are critical, the proposed application should be discussed with your dealer.

**NOTE:** Specifications, unless otherwise listed, are for a standard truck without optional equipment.

Specification data is based on VDI 2198.

**CE** Safety: This truck conforms to the current EU requirements.

# J10XD, J12XD, J13XD6 SPECIFICATIONS



CHARACTERISTICS			HYSTER					
			J10XD6		J12XD6		J13XD6	
1-1	Manufacturer (abbreviation)							
1-2	Manufacturer's type designation							
1-3	Power train / Voltage		Electric / 350 V		Electric / 350 V		Electric / 350 V	
1-4	Operator type: hand, pedestrian, standing, seated, orderpicker		seat		seat		seat	
1-5	Rated capacity / rated load		10,500		12,500		13,500	
1-6	Load centre distance		600		600		600	
1-8	Load distance		804		804		889	
1-9	Wheelbase		2,900		2,900		3,300	
2-1	Service weight (1)		14,772		16,027		18,947	
2-2	Axle loading, laden front / rear		23,347   1,925		26,174   2,353		29,239   2,408	
2-3	Axle loading, unladen front / rear		7,763   7,009		7,622   8,405		10,448   8,499	
3-1	Tyres: L = pneumatic, V = solid, SE = Pneumatic Shape Solid		L					
3-2	Tyres size, front		10.00-20 16PR					
3-3	Tyres size, rear		10.00-20 16PR					
3-5	Wheels, number front / rear (x = driven wheels)		4X / 2					
3-6	Track width, front		b10		1,842			
3-7	Track width, rear		b11		1,930		2,000	
4-1	Mast tilt : forward / backwards		α / β (°)		15° / 12°			
4-2	Height of mast lowered (unloaded)		h1		4,132		4,193	
4-3	Free lift		h2		-			
4-4	Lift height ( bottom of forks )		h3		4,925		4,910	
4-5	Height of mast extended (unloaded)		h4		6,594		6,648	
4-7	Height of overhead guard (closed cab)		h6		3,042		3,110	
4-7-1	Height of overhead guard (closed cab w/ airco)		h6		3,042		3,110	
4-7-2	Height of overhead guard (closed cab w/ strobe light)		h6		3,137		3,205	
4-7-3	Height of overhead guard (closed cab w/ work lights)		h6		3,191		3,259	
4-7-4	Height of overhead guard (closed cab w/ airco & strobe light)		h6		3,167		3,235	
4-8	Seat height (Seat Index Point, ISO 5353)		h7		1,835		1,903	
4-12	Coupling height		h10		649		717	
4-17	Overhang		l5		809		809	
4-19	Overall length		l1		5,733		6,828	
4-20	Length to face of forks		l2		4,513		4,998	
4-21	Overall width truck		b2		2,464		2,541	
4-22	Fork dimensions		s/e/l		75 / 200 / 1,220		90 / 200 / 1,830	
4-23	Carriage type		75 mm std pin type				85mm std pin type	
4-24	Carriage width		b3		2,396   2,396		2,496	
4-25	Distance over fork arms, minimum / maximum		b5		470 / 2320		470 / 2420	
4-30	Sideshift (min / max)		b8		-			
4-31	Ground clearance, under mast (w/o load)		m1		250		245	
4-32	Ground clearance, centre of wheelbase		m2		273		341	
4-33	Load size		w x l		1,200 x 1,200			
4-33-1	Aisle width (a=10%)		Ast		6,727		7,340	
4-33-2	Aisle width (a=0)		Ast		6,115		6,673	
4-33-3	Aisle width (a=200)		Ast		6,315		6,873	
4-34	Load size		w x l		1,200 x 800			
4-34-1	Aisle width (a=10%)		Ast		6,287		6,900	
4-34-2	Aisle width (a=0)		Ast		5,715		6,273	
4-34-3	Aisle width (a=200)		Ast		5,915		6,473	
4-35	Turning radius (outer)		Wa		4,111		4,584	
4-36	Internal turning radius		b13		1,545		1,890	
5-1	Travel speed laden/unladen (2)				32.2 / 32.2		24.8 / 24.8	
5-2	Lifting speed laden/unladen				0.50 / 0.54		0.41 / 0.46	
5-3	Lowering speed laden/unladen				0.50 / 0.48			
5-5	Drawbar pull laden/unladen (1)				23 / 25		30 / 33	
5-6	Max. Drawbar pull laden/unladen (2)				48 / 50		63 / 65	
5-7	Gradeability laden/unladen (1)				10 / 18		8 / 16	
5-8	Max. Gradeability laden/unladen (2)				20 / 32		17 / 33	
6-1	Drive motor rating Peak/Continuous				108 / 46			
6-2	Lift motor rating Peak/Continuous				166 / 74			
6-3	Battery according to DIN 43531/35/36 A, B, C		No					
6-4	Battery voltage/nominal capacity		V / Ah		358   192 / 384		358   192 / 384 / 576	
8-1	Type of drive unit		AC Electric					
8-3	Drive axle Manufacturer / Type		Kessler D61					
8-4	Service brake		Oil immersed disc					
8-5	Parking brake		Dry disc on drive axle					
10-1	Operating pressure for attachments		MPa		22.5			
10-2	Oil volume for attachments		l/min		100			
10-3	Hydraulic tank capacity		l		135		140	
10-5	Steering design		Hydraulic power steering					
10-6	Number of steering rotation		4.5					
10-7	Sound pressure level at the driver's seat		dB (A)		TBD			
10-7-1	Sound power level during the working cycle		dB (A)		TBD			
10-8	Towing coupling, model / type		Yes / Pin					

(1) Rated power (2) Peak power

# > J14XD6, J10XD12, J16XD6 SPECIFICATIONS

CHARACTERISTICS			HYSTER					
			J14XD6		J10XD12		J16XD6	
1-1	Manufacturer (abbreviation)							
1-2	Manufacturer's type designation							
1-3	Power train / Voltage		Electric / 350 V		Electric / 350 V		Electric / 350 V	
1-4	Operator type: hand, pedestrian, standing, seated, orderpicker		seat		seat		seat	
1-5	Rated capacity / rated load	Q kg	14,500		10,500		16,500	
1-6	Load centre distance	c mm	600		1,200		600	
1-8	Load distance	x mm	889		889		889	
1-9	Wheelbase	y mm	3,300		3,300		3,300	
2-1	Service weight (1)	kg	19,747		19,895		20,552	
2-2	Axle loading, laden front / rear	kg	30,668	2,774	27,041	2,549	33,557	2,695
2-3	Axle loading, unladen front / rear	kg	10,431	9,316	10,699	9,196	10,412	10,140
3-1	Tyres: L = pneumatic, V= solid, SE = Pneumatic Shape Solid		L					
3-2	Tyres size, front		12.00-20 20PR					
3-3	Tyres size, rear		12.00-20 20PR					
3-5	Wheels, number front / rear (x = driven wheels)		4X / 2					
3-6	Track width, front	b10 mm	1,842					
3-7	Track width, rear	b11 mm	2,000					
4-1	Mast tilt : forward / backwards		α / β (°)		15° / 12°			
4-2	Height of mast lowered (unloaded)	h1 mm	4,193					
4-3	Free lift	h2 mm	-					
4-4	Lift height ( bottom of forks )	h3 mm	4910					
4-5	Height of mast extended (unloaded)	h4 mm	6,648					
4-7	Height of overhead guard (closed cab)	h6 mm	3,110					
4-7-1	Height of overhead guard (closed cab w/ airco)	h6 mm	3,110					
4-7-2	Height of overhead guard (closed cab w/ strobe light)	h6 mm	3,205					
4-7-3	Height of overhead guard (closed cab w/ work lights)	h6 mm	3,259					
4-7-4	Height of overhead guard (closed cab w/ airco & strobe light)	h6 mm	3,235					
4-8	Seat height (Seat Index Point, ISO 5353)	h7 mm	1,903					
4-12	Coupling height	h10 mm	717					
4-17	Overhang	l5 mm	809					
4-19	Overall length	l1 mm	6,828		7,438		6,828	
4-20	Length to face of forks	l2 mm	4,998					
4-21	Overall width truck	b2 mm	2,541					
4-22	Fork dimensions	s/e/l mm	90 / 200 / 1,830		90 / 200 / 2,440			
4-23	Carriage type		85mm std pin type					
4-24	Carriage width	b3 mm	2,496					
4-25	Distance over fork arms, minimum / maximum	b5 mm	470 / 2420					
4-30	Sideshift (min / max)	b8 mm	-					
4-31	Ground clearance, under mast (w/o load)	m1 mm	245					
4-32	Ground clearance, centre of wheelbase	m2 mm	341					
4-33	Load size	w x l mm	1,200 x 2420		2,400 x 2,400		1,200 x 1,200	
4-33-1	Aisle width (a=10%)	Ast mm	7,340		8,660		7,340	
4-33-2	Aisle width (a=0)	Ast mm	6,673		7,873		6,673	
4-33-3	Aisle width (a=200)	Ast mm	6,873		8,073		6,873	
4-34	Load size	w x l mm	1,200 x 800		1,930 x 1,830		1,200 x 800	
4-34-1	Aisle width (a=10%)	Ast mm	6,900		8,033		6,900	
4-34-2	Aisle width (a=0)	Ast mm	6,273		7,303		6,273	
4-34-3	Aisle width (a=200)	Ast mm	6,473		7,503		6,473	
4-35	Turning radius (outer)	Wa mm	4,584					
4-36	Internal turning radius	b13 mm	1,890					
5-1	Travel speed laden/unladen (2)	km/h	24.8 / 24.8					
5-2	Lifting speed laden/unladen	m/s	0.41 / 0.46					
5-3	Lowering speed laden/unladen	m/s	0.50 / 0.48					
5-5	Drawbar pull laden/unladen (1)	kN	30 / 33		31 / 33		30 / 32	
5-6	Max. Drawbar pull laden/unladen (2)	kN	62 / 65		63 / 65		62 / 65	
5-7	Gradeability laden/unladen (1)	%	9 / 17		10 / 17		8 / 16	
5-8	Max. Gradeability laden/unladen (2)	%	19 / 27		22 / 25		17 / 29	
6-1	Drive motor rating Peak/Continuous	kW	108 / 46					
6-2	Lift motor rating Peak/Continuous	kW	166 / 74					
6-3	Battery according to DIN 43531/35/36 A, B, C		No					
6-4	Battery voltage/nominal capacity	V / Ah	358   192 / 384 / 576		358   192 / 384		358   192 / 384 / 576 / 768	
8-1	Type of drive unit		AC Electric					
8-3	Drive axle Manufacturer / Type		Kessler D81					
8-4	Service brake		Oil immersed disc					
8-5	Parking brake		Dry disc on drive axle					
10-1	Operating pressure for attachments	MPa	22.5					
10-2	Oil volume for attachments	l/min	100					
10-3	Hydraulic tank capacity	l	140					
10-5	Steering design		Hydraulic power steering					
10-6	Number of steering rotation		4.5					
10-7	Sound pressure level at the driver's seat	dB (A)	TBD					
10-7-1	Sound power level during the working cycle	dB (A)	TBD					
10-8	Towing coupling, model / type		Yes / Pin					

(1) Rated power (2) Peak power



# J16XD9, J16XD12, J18XD7.5, J18XD9 SPECIFICATIONS



CHARACTERISTICS	HYSTER				
	J16XD9	J16XD12	J18XD7.5	J18XD9	
1-1	Manufacturer (abbreviation)				
1-2	Manufacturer's type designation				
1-3	Powertrain / Voltage				
1-4	Operator type: hand, pedestrian, standing, seated, orderpicker				
1-5	Rated capacity / rated load				
1-6	Load centre distance				
1-8	Load distance				
1-9	Wheelbase				
WEIGHTS	2-1	Service weight (1)			
2-2	Axle loading, laden front / rear				
2-3	Axle loading, unladen front / rear				
WHEELS & TYRES	3-1	Tyres: L=pneumatic, V=solid, SE=Pneumatic Shape Solid			
3-2	Tyres size, front				
3-3	Tyres size, rear				
3-5	Wheels, number front / rear (x = driven wheels)				
3-6	Track width, front				
3-7	Track width, rear				
DIMENSIONS	4-1	Mast tilt : forward / backwards			
4-2	Height of mast lowered (unloaded)				
4-3	Free lift				
4-4	Lift height ( bottom of forks )				
4-5	Height of mast extended (unloaded)				
4-7	Height of overhead guard (closed cab)				
4-7-1	Height of overhead guard (closed cab w/ airco)				
4-7-2	Height of overhead guard (closed cab w/ strobe light)				
4-7-3	Height of overhead guard (closed cab w/ work lights)				
4-7-4	Height of overhead guard (closed cab w/ airco & strobe light)				
4-8	Seat height (Seat Index Point, ISO 5353)				
4-12	Coupling height				
4-17	Overhang				
4-19	Overall length				
4-20	Length to face of forks				
4-21	Overall width truck				
4-22	Fork dimensions				
4-23	Carriage type				
4-24	Carriage width				
DFSSFP carriage 350 mm sideshift					
4-25	Width over forks (min / max) cylinders inner position				
4-25	Width over forks (min / max) cylinders outer position				
4-30	Sideshift @ width over forks				
4-30	Sideshift @ width over forks cylinders inner position				
4-30	Sideshift @ width over forks cylinders outer position				
DFSSFP carriage 468 mm sideshift					
4-25	Width over forks (min / max)				
Sideshift @ width over forks					
Sideshift @ width over forks					
4-31	Ground clearance, laden, below mast				
4-32	Ground clearance, centre of wheelbase				
4-33	Load size				
4-33-1	Aisle width (a=10%)				
4-33-2	Aisle width (a=0)				
4-33-3	Aisle width (a=200)				
4-35	Turning radius (outer)				
4-36	Internal turning radius				
PERFORMANCE	5-1	Travel speed laden/unladen (2)			
5-2	Lifting speed laden/unladen				
5-3	Lowering speed laden/unladen				
5-5	Drawbar pull laden/unladen (1)				
5-6	Max. Drawbar pull laden/unladen (2)				
5-7	Gradeability laden/unladen (1)				
5-8	Max. Gradeability laden/unladen (2)				
ELECTRIC MOTOR	6-1	Drive motor rating Peak/Continuous			
6-2	Lift motor rating Peak/Continuous				
6-3	Battery according to DIN 43531/35/36 A, B, C				
6-4	Battery voltage/nominal capacity				
DRIVETRAIN	8-1	Type of drive unit			
8-3	Drive axle Manufacturer / Type				
8-4	Service brake				
8-5	Parking brake				
OTHERS	10-1	Operating pressure for attachments			
10-2	Oil volume for attachments				
10-3	Hydraulic tank capacity				
10-5	Steering design				
10-6	Number of steering rotation				
10-7	Sound pressure level at the driver's seat				
10-7-1	Sound power level during the working cycle				
10-8	Towing coupling, model / type				

(1) Rated power (2) Peak power

## > FEATURES AND OPTIONS

PERFORMANCE	STD	OPT
Performance modes	X	
Kessler D81 drive axle with wet disc brakes	X	
DRIVE	STD	OPT
Speed limiter - unconditional and customer adjustable		X
Travel speed limiter - loaded (adjustable)		X
LIFT	STD	OPT
On-demand load sensing hydraulic system	X	
2 Stage Non Free Lift mast	X	
2 Stage Full Free Lift mast		X
3 Stage Full Free Lift mast		X
Mast tilt Indicator – mechanical		X
Hydraulic accumulator		X
Pressure compensated lowering	X	
Hydraulic system temperature protection		X
ERGONOMICS	STD	OPT
Open operator compartment (without doors and screens)		X
Enclosed operator cabin	X	
Powered tilt operator compartment for service		X
Manual tilt operator compartment for service	X	
Isolated cabin mounting for low noise and vibration	X	
Operator presence system	X	
Mechanical suspension seat	X	
Air suspension seat		X
Deluxe air suspension seat		X
Low backrest seat	X	
High backrest seat		X
Additional armrest on left side		X
Cloth seat cover		X
Vinyl seat cover	X	
Seat heating		X
Seat ventilation		X
2-point high visibility seatbelt	X	
Front, top and rear wipers	X	
"H"-pattern front wiper		X
"I"-pattern front wiper	X	
Laminated glass operator compartment front window		X
Top window with armoured glass – FOPS certified (enclosed operator cabin)	X	
Steel bars under armoured glass top window (enclosed operator cabin)		X

ERGONOMICS (continued)	STD	OPT
Tinted operator compartment windows (all)		X
Tinted operator compartment top window		X
Lexan top window		X
PleXiglass shield in front of front window		X
Wire mesh installed on top of operator compartment		X
Vertical steel bar front window guard		X
Operator shield wire mesh		X
7" Integrated performance display	X	
Touchpoint™ mini levers hydraulic control integrated in control arm	X	
Joystick hydraulic control integrated in control arm		X
Steering wheel without spinner knob		X
Steering wheel with spinner knob	X	
Directional control lever	X	
Hyster Monotrol pedal directional control		X
Directional control on Mini-levers or Joystick		X
Park brake – automatic		X
Interior wide angle mirrors	X	
Heater with adjustable speed fan	X	
Telescoping and tilting steering column	X	
DC/DC converter 24 volt/12 volt with socket		X
Automatic climate control		X
Reading light		X
Sun shades on top and rear		X
Sun visors front window		X
Trainer seat		X
Recirculation fan		X
Additional recirculation fan		X
Accessory mounting bar on cab front right pillar		X
Document holder on cab front right pillar		X
Heated top- and/or rear window		X
Radio preparation set-up (wiring, two speakers and antenna)		X
Bluetooth radio with 2 speakers and antenna		X







## > FEATURES AND OPTIONS

VISIBILITY	STD	OPT
Exterior mirrors mounted to cab		X
Radar object detection system		X
High performance LED work lights		X
Two head lights mounted on front fenders		X
Four mast mounted work lights		X
Four cabin mounted work lights		X
Two rearward work lights mounted on the cabin		X
LED stop/tail/brake lights	X	
Turn signals, hazard and marker lights (LED)	X	
Rear view camera system **		X
OPERATION	STD	OPT
Air horn 112 dBA		X
Electric horn 105 dBA	X	
Visible alarm – Amber strobe light, key switch activated	X	
Visible alarm – Amber strobe light, switch and key switch activated		X
Audible alarm – reverse direction activated 82–102 dB(A), self-adjusting	X	
Audible alarm – reverse direction white noise		X
Forward / reverse motion alarm		X
Blue LED spotlight – rear / front and rear		X
Tyre pressure monitoring system		X
Air-conditioning or automatic climate control off with open door		X
Automatic truck shutdown with timer		X
Lockable battery disconnect switch	X	
Battery jump start connector (NATO plug)		X
Truck start with key switch and start button	X	
Operator password (display) for truck start		X
Seatbelt Interlock for truck start		X
Power distribution group with fuses	X	
Fuses partially replaced by electric circuit breakers		X
Hyster Tracker wireless asset management system		X
Hyster Tracker wireless asset management – Access / Verification		X
Hyster Tracker wireless asset management – Monitoring		X
Auto greasing system for basic truck and outer mast		X
Centralised greasing provision for upper chain sheaves	X	
24 volt electrical system	X	
Steer wheel lug nut protection		X
Front mud flaps		X
Rear mud flaps		X
Lifting eyes – 2 front and 2 rear		X

APPEARANCE	STD	OPT
Hyster yellow paint base truck	X	
Special paint base truck		X
Operator compartment special paint (outside only)		X
Hazard warning striping on counterweight		X
SUPPLEMENTAL	STD	OPT
Literature package	X	
Operator's manual	X	
CE certification *	X	
Warranty: 24 Months / 4,000 Hours extended warranty	X	

\*Standard or optional in selected markets. Other options available through Special Products Engineering Department (SPED). Contact Hyster for details.

\*\* Rear view camera is standard equipment on H16XD9, H16XD12, H18XD7.5 and H18XM9. On all other models it is optional.







# STRONG PARTNERS. TOUGH TRUCKS.™

## FOR DEMANDING OPERATIONS, EVERYWHERE.

Hyster® supplies a complete range of warehouse equipment, IC and electric counterbalanced trucks, container handlers and reach stackers. Hyster® is committed to being much more than a lift truck supplier.

Our aim is to offer a complete partnership capable of responding to the full spectrum of material handling issues: whether you need professional consultancy on your fleet management, fully qualified service support, or reliable parts supply, you can depend on Hyster®.

Our network of highly trained dealers provides expert, responsive local support. They can offer cost-effective finance packages and introduce effectively managed maintenance programmes to ensure that you get the best possible value. Our business is dealing with your material handling needs so you can focus on the success of your business today and in the future.



### HYSTER EUROPE

Centennial House, Frimley Business Park, Frimley, Surrey, GU16 7SG, England.

Tel: +44 (0) 1276 538500



[www.hyster.eu](http://www.hyster.eu)



[infoeurope@hyster.com](mailto:infoeurope@hyster.com)



[/HysterEurope](https://www.facebook.com/HysterEurope)




[@HysterEurope](https://twitter.com/HysterEurope)



[/HysterEurope](https://www.youtube.com/HysterEurope)



HYSTER-YALE UK LIMITED trading as Hyster Europe. Registered Address: Centennial House, Building 4.5, Frimley Business Park, Frimley, Surrey GU16 7SG, United Kingdom. Registered in England and Wales. Company Registration Number: 02636775.

©2021 HYSTER-YALE UK LIMITED, all rights reserved. HYSTER,  STRONG PARTNERS. TOUGH TRUCKS. are trademarks of HYSTER-YALE Group, Inc.

Hyster products are subject to change without notice. Forklift trucks illustrated may feature optional equipment.